

Power/Control Distribution Panels


5 Motor Power/Control Distribution Panel

4 Conductor, #1870193




10 Motor Power/Control Distribution Panel

4 Conductor, #1870194



Optional Mounting Accessory




Sonesse® 30 Power/Control Motor Cables (optional)

Sonesse® 30 Dry Contact Closure (DCT) Cable (7.5' length)	# 9014793
Sonesse® 30 RS485 Control Cable (7.5' length)	# 9015842
Sonesse® 30 24V DC 2 Conductor Power Cable (7.5' length)	# 9014794

Power/Control Distribution Enclosure Options


5 MOTOR - #1870196



Kit Includes:

- 1 - 5 Motor Power/Control Distribution Panel - #1870193
- 1 - 24V DC 10 Amp Power Supply #9011995
- 1 - 12" x 12" x 6.25" Enclosure

10 MOTOR - #1870192




Kit Includes:

- 1 - 10 Motor Power/Control Distribution Panel - #1870194
- 1 - 24V DC 20 Amp Power Supply #9014245
- 1 - 18" x 18" x 6.25" Enclosure

NOTE: For detailed connections please reference pp. 14 -15


15 MOTOR - #1870197



Kit Includes:

- 1 - 5 Motor Power/Control Distribution Panel - #1870193
- 1 - 10 Motor Power/Control Distribution Panel - #1870194
- 1 - 24V DC 10 Amp Power Supply #9011995
- 1 - 24V DC 20 Amp Power Supply #9014245
- 1 - 18" x 18" x 6.25" Enclosure

20 MOTOR - #1870198



Kit Includes:

- 2 - 10 Motor Power/Control Distribution Panel - #1870194
- 2 - 24V DC 20 Amp Power Supply #9014245
- 1 - 18" x 18" x 6.25" Enclosure

NOTE: For detailed connections please reference pp. 14 -15