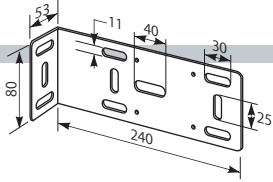


600 SERIES MECHANICAL ACCESSORIES

600 SERIES MOTOR BRACKETS

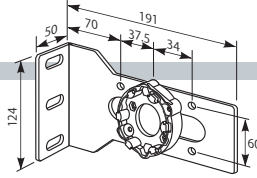
Heavy Duty Angle Plate



- For ceiling and wall installation in combination with # 9012263
- Black oxide finish
- Compatible with brackets # 9012263, 9701310 and 9132065
- Maximum motor torque - 100 Nm
- Maximum system load - See note below

Part # 9701091

Heavy Duty Angle Plate with Universal Motor Bracket



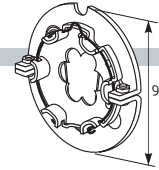
- With two M8 screws and nuts included
- Angle plate (zinc plated steel)
- Three adjustment positions possible
- Maximum motor torque - 85 Nm or 100 Nm when used with locking spring ring # 9910002
- Maximum system load - 130 Kg. (287 Lbs.) or 200 Kg. (441 Lbs.) with locking spring ring # 9910002

Part # 9420602

Heavy Duty Angle Plate - Part # 9420604

- Same as above but without the universal motor bracket

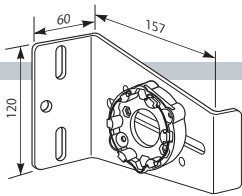
LT50/60 Radial Motor Bracket



- Maximum motor torque 80 Nm
- Zinc plated steel
- Allows for easy removal of LT motor without removing entire bracket. It disassembles in 2 pieces with one part remaining attached to structure
- Maximum system load - See note below

Part # 9420620

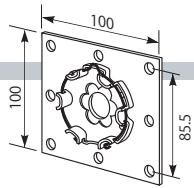
Motor Bracket LT60 FTS



- Zinc plated steel, gauge 3 (0.24 in.)
- For use with LT FTS 60
- Maximum motor torque - 100 Nm
- Includes universal bracket with spring ring
- Maximum system load - 200 Kg. (441 Lbs.)
- Must use locking spring ring # 9910002 to obtain full torque and load capability.
- Compatible with idler bracket # 9430603 and intermediate bracket # 9420763

Part # 9430601

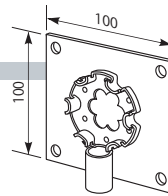
Motor Bracket With Spring Ring (100 mm x 100 mm)



- Four mounting holes provided with a through hole in the center of the bracket
- Zinc plated steel
- Lateral space requirement for installation: 28 mm
- Maximum motor torque - 85 Nm
- Maximum system load - See note below

Part # 9763508

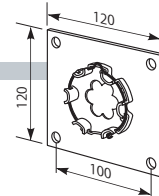
LT50/60 Motor Bracket with 1/2" Conduit Connector



- Four mounting holes provided
- Lateral space requirement: 28 mm
- Zinc plated steel
- Must be used with either spring ring # 9206033, or locking spring ring # 9910002 (not included)
- Maximum motor torque - 85 Nm or 100 Nm when locking spring ring # 9910002 is used.

Part # 9012262

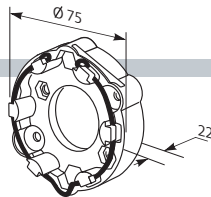
Motor Bracket With Spring Ring (120 mm x 120 mm)



- Four mounting holes provided
- Zinc plated steel
- Lateral space requirement for installation: 28 mm
- Maximum motor torque - 85 Nm
- Maximum system load - See note below

Part # 9763503

Universal Bracket with Spring Ring



Spring ring needs to be replaced with locking spring ring # 9910002 to obtain maximum torque and load capability

- Assembled to accept Inch Series threaded screws 1/4 - 20, 5/16 - 18 (nuts molded into bracket)

Part # 9910021

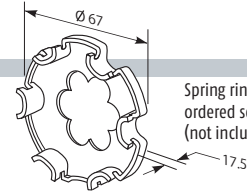
Universal Bracket with Spring Ring - Zamak Aluminum Alloy Material

- 2 holes for M6 hex or 1/4 - 20 flat head screw on 48 mm diameter
- 2 holes for M8 hex screw on 60 mm diameter
- 2 countersunk holes for M8 screw on 60 mm diameter
- Lateral space requirement for installation: 27 mm
- Maximum motor torque - 85 Nm or 100 Nm when used with locking spring ring # 9910002, and 5/16 - 18 or M8 bolts without molded nuts
- Maximum system load - 200 Kg. (441 Lbs.) when used with locking spring ring # 9910002

Part # 9420631

With M8 and M6 nuts molded in bracket - Same as above Part # 9910001

Weld-on Bracket Without Spring Ring



Spring ring must be ordered separately (not included)

- Steel bracket without surface treatment
- For welding to mounting plates of all kinds. Lateral space requirement for installation: 23 mm + thickness of mounting plate
- Must be used with spring ring # 9206033 or locking spring ring # 9910002 (not included)
- Maximum motor torque - 85 Nm or 100 Nm depending on spring ring and quality of weld
- Maximum system load - 200 Kg. (441 Lbs.) when used with locking spring ring # 9910002

Part # 9206029

***Note: Maximum system load will vary depending on application. SOMFY recommends testing of component in actual application to determine its suitability.**