

Drapery Motor Range

This document presents the technical information and related accessories for Somfy's Glydea® and Irismo™ motor ranges designed specifically for draperies. It provides detailed information to facilitate the specification of this motor solution and presents information regarding options for specialty applications including bent and curved tracks. Information for Somfy's entire product range including motors, power sources, control interfaces etc. can be accessed at www.somfysystems.com.

Innovative

The result of years of industry experience and expertise. Reliable motor solutions offer a superior user experience as well as a wide array of features and exemplifies Somfy's continued commitment to quality.

Competitive

Designed for residential, commercial and hospitality markets, these ranges provide a convenient solution for glare reduction and privacy while also reducing energy costs and protecting interiors from damaging UV rays.

Adaptable

Glydea® and Irismo™ are available for all drapery types including Pinch Pleat, Ripplefold® and Accordia®. Additionally, they have been designed to easily adapt to various control technologies including infrared, dry contact, Radio Technology Somfy® (RTS), RS485, Z-Wave® and ZigBee®.

Z-Wave® is a registered trademark of Zensys, Inc. and its subsidiaries.

ZigBee® is a registered trademark of ZigBee® Alliance.

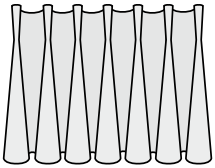
Ripplefold® and Accordia® are registered trademarks of Kirsch.

Amazon, Alexa, and all related logos are trademarks of Amazon.com, Inc. or its affiliates.

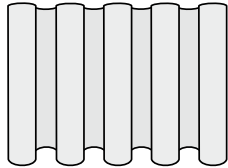


Somfy's drapery motors are compatible with the three types of draperies below.

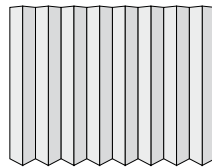
Pinch Pleat



Ripplefold®



Accordia®



Plug-in control modules offer simple compatibility with various technologies:

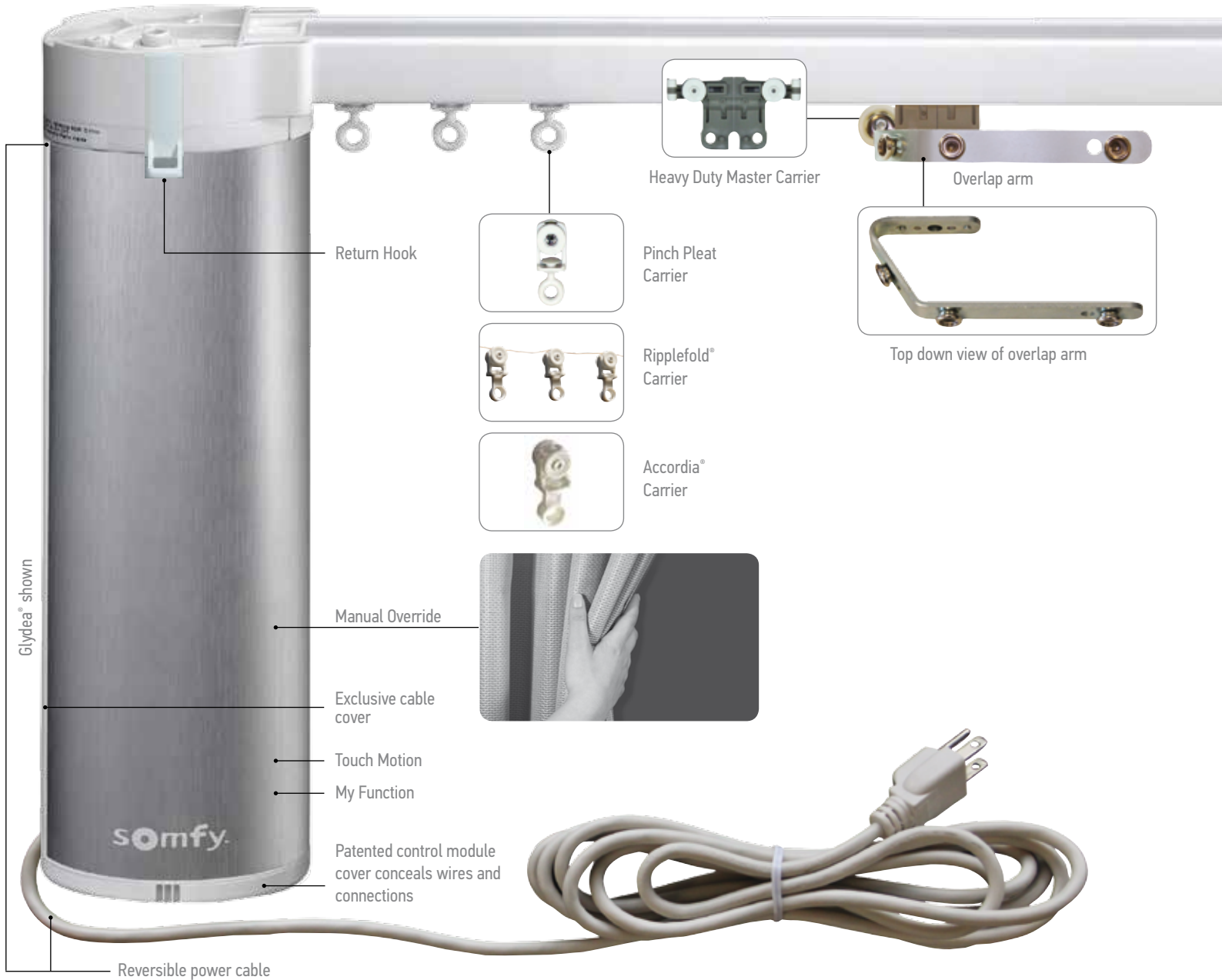


As with all Somfy products, drapery motors are backed by a 5 year warranty.



The difference is in the details.

The sophistication is reflected in the simple form and sleek lines.



Adaptable Control Modules



RTS Control Module



RS485 Control Module




ZigBee Control Module



Z-Wave Control Module

Track bending and curving options available



Aesthetic

- Clean, premium motor design with built-in control modules.
- Easy to conceal behind drapery fabric
- Adjustable limit setting provides precise alignment of drapery fabric.
- Advanced track design and swivel ceiling brackets minimize light gaps.
- Soft start and soft stop drapery motion
- Improved hardware design provides greater overlap and even stack back.

Easy Installation

- Spring loaded one-touch hardware (wall and ceiling mount)
- Motor can be installed to the right or left side of the drapery track.
- Automatic or adjustable limit setting
- Inverse (top mount) option allows the motor to be installed above the track.

Flexible

- Patented versatile master carrier reduces friction and is adaptable to various drapery types.
- Multiple built-in control options allow seamless integration with third-party systems.
- Adjustable drapery speed control

Quiet

- Motor design and advanced high performance belt drive system provide quiet operation (<44dBA).

Efficient

- Touch motion feature allows the user to activate the motorized drapery simply by pulling on the fabric.
- Manual override permits the drapery to be adjusted manually. This is ideal for power outages and also protects the fabric from damage.
- The "my" function allows user to set a preferred drapery opening which provides enhanced convenience.

Somfy quality

5 years international warranty.
International certifications.

