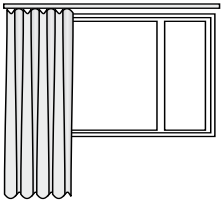


# Track Configurations

RIPPLEFOLD®

One Way Stacked



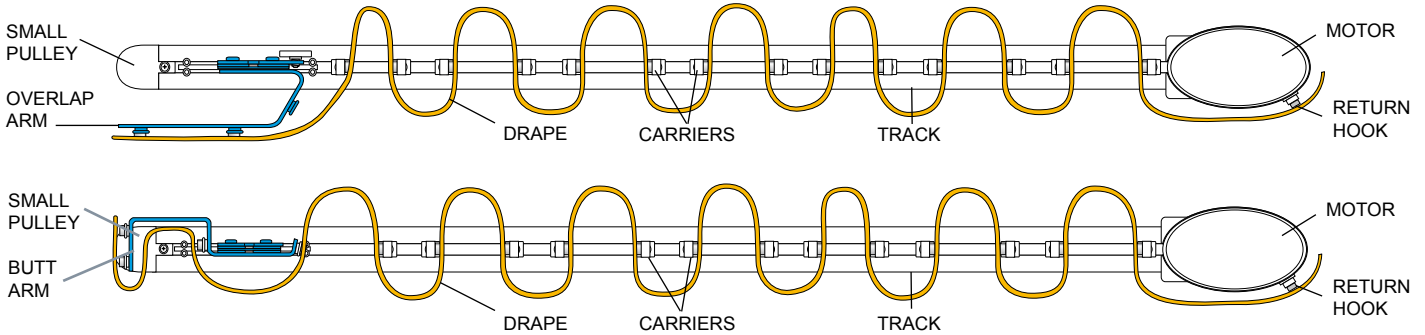
REQUIRED ARMS (1)



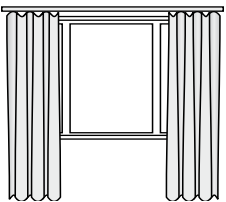
REQUIRED ARMS (1)



Bottom up view of track and drape assembly



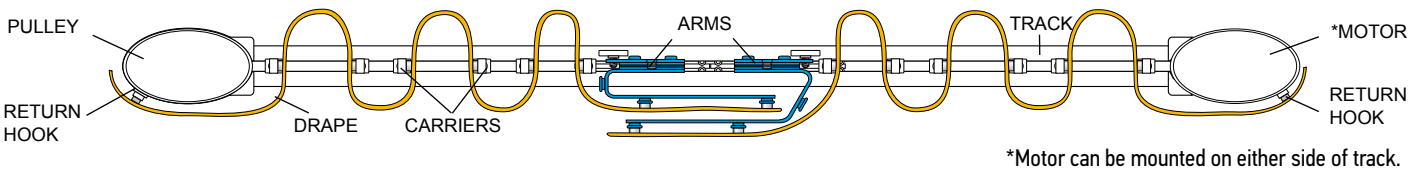
Center Opening



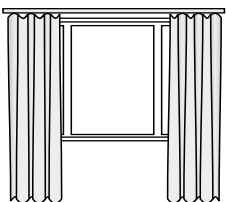
REQUIRED ARMS (1 each)



Bottom up view of track and drape assembly



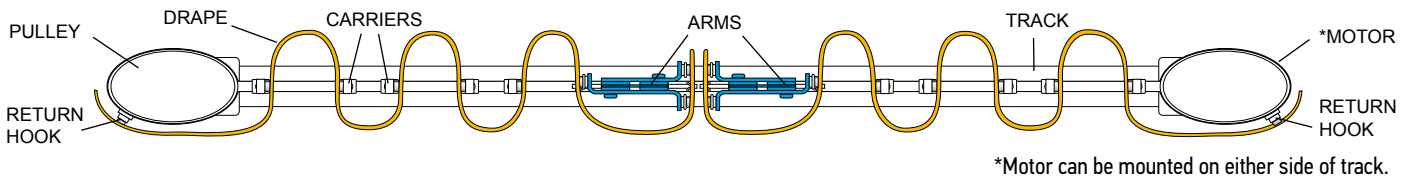
Center Opening with Butt Master Arms



REQUIRED ARMS (2)

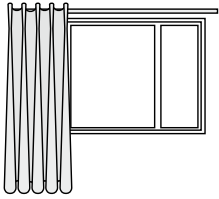


Bottom up view of track and drape assembly



# Track Configurations

## PINCH PLEAT One Way Stacked

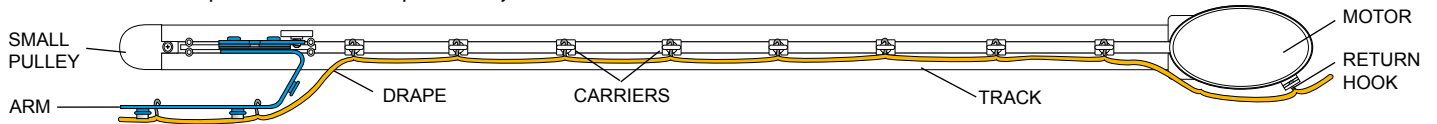


### REQUIRED ARMS (1)

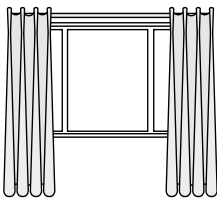
One Way Overlap Arm Kit - #1782320



Bottom up view of track and drape assembly



## Center Opening



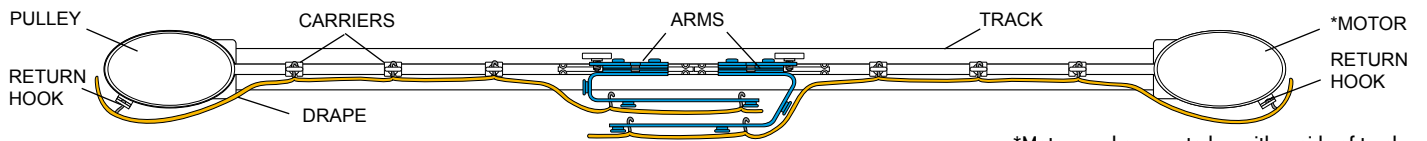
### REQUIRED ARMS (1 each)

Straight Arm Kit - #1782321



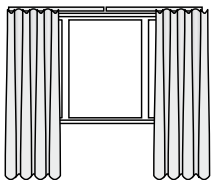
Overlap Arm Kit - #1782320

Bottom up view of track and drape assembly



\*Motor can be mounted on either side of track.

## PINCH PLEAT AND RIPPLEFOLD® Two One Way Butted Tracks (tandem alternative)



### REQUIRED ARMS (2)

One Way Butt Arm Kit - #1782319



### REQUIRED ARMS (2)

Straight Arm Kit - #1782662



Overlap Arm Kit - #1780947

Bottom up view of track and drape assembly

